



2022-2023 FACT SHEET

ABOUT US


California State University, Dominguez Hills cultivates an academic community committed to justice, equity, and inclusion – one that fosters a sense of belonging and advances social mobility for our graduates. With an education grounded in culturally sustaining practices, innovative research, creativity, and community engagement, CSUDH students are equipped to thrive in a complex, global society. For more information, visit csudh.edu.

OUR STUDENTS

15,530
TOTAL STUDENTS

13,816 UNDERGRADUATES

1,714 GRADUATES
INCLUDE CREDENTIAL
POST-BACCALAUREATE

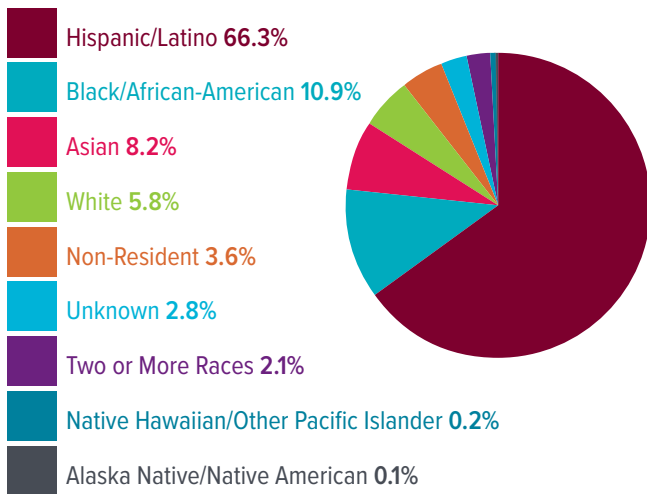


AVERAGE AGE 24
74% FULL-TIME

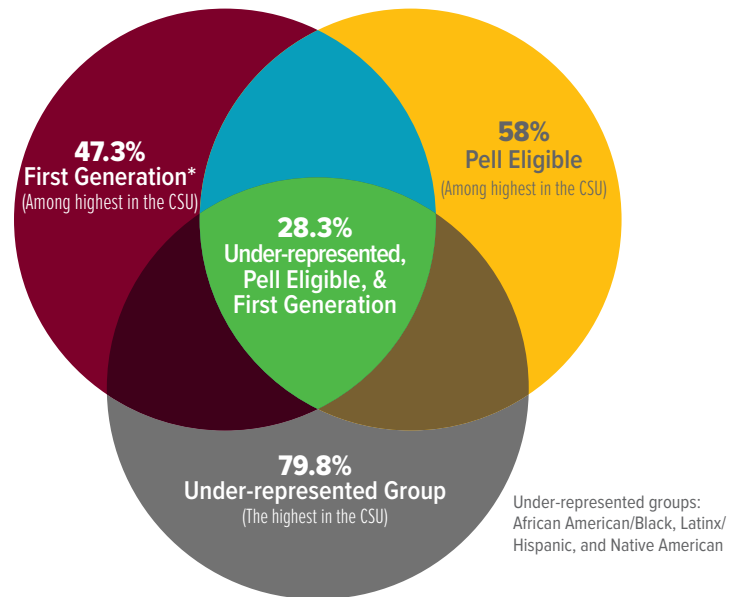


62.4% Female
37.5% Male
0.1% Non-binary

STUDENT POPULATION



UNDERGRADUATE POPULATION




70% of students' parents have little or no college (The highest in the CSU)

19% First to attend college

COST TO ATTEND

Total Tuition and Student Fees for full-time students



UNDERGRADUATES
\$7,059 per academic year

GRADUATES
\$8,493 per academic year

2022-2023 FACT SHEET

ACADEMICS

CSUDH is fully accredited by the WASC Senior College and University Commission through 2028.

SIX COLLEGES

College of Arts & Humanities
College of Business Administration & Public Policy
College of Continuing & Professional Education
College of Education
College of Natural & Behavioral Sciences
College of Health, Human Services & Nursing



CSUDH offers **80** academic programs
54 bachelor's & **26** master's

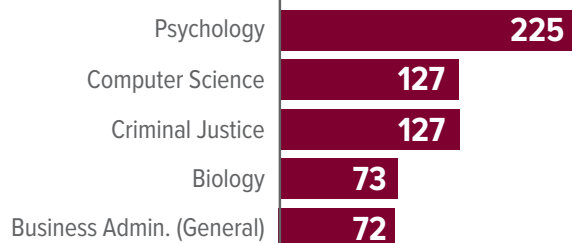
DEGREES AWARDED IN 2021-2022



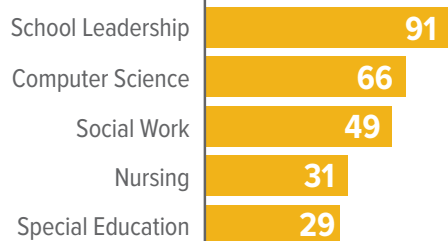
3,852 bachelor's degrees awarded

618 master's degrees awarded

TOP 5 UNDERGRADUATE DEGREES



TOP 5 GRADUATE DEGREES



NATIONAL RANKINGS

CSUDH RANKS

01

1st among public universities in CA
in awarding bachelor's degrees to
African Americans

Diverse: Issues in Higher Education (2022)

02

2nd in the Nation for
Economic Mobility Index

Third Way (2022)

02

2nd in Economic Diversity among
Regional Universities-West

U.S. News & World Report (2022-23)

14

14th for Public Good among Master's-
Granting Universities

Washington Monthly (2022)

18

18th Top Performer on Social Mobility

U.S. News & World Report (2022-23)

COMMUNITY IMPACT

\$519 million Regional Economic Impact

5,645 Jobs

\$45.6 million in Annual State Tax Revenue

110,000+ Alumni

60% Live within a **25**-mile Radius of Campus

\$2.1 billion Attributed Earnings from Degree