

Graduation Innovation Team (GIT) Meeting

“The barriers to higher achievement are systematic, and no institution can overcome them on its own. Leaders at all levels will need to work together...to establish higher operative standards across the board for college readiness and college achievement.” - The LEAP Vision for Learning | AAC&U

GIT Committee Charge:

To work collaboratively as a unified and coordinated cross-divisional team of faculty, staff, students, and administrators to increase our 6-year freshmen graduation rate to 60% by 2020, and eliminate the achievement gap while sustaining a high quality degree. (Strategic Plan 2014-2020, Goal 2, Objective A)

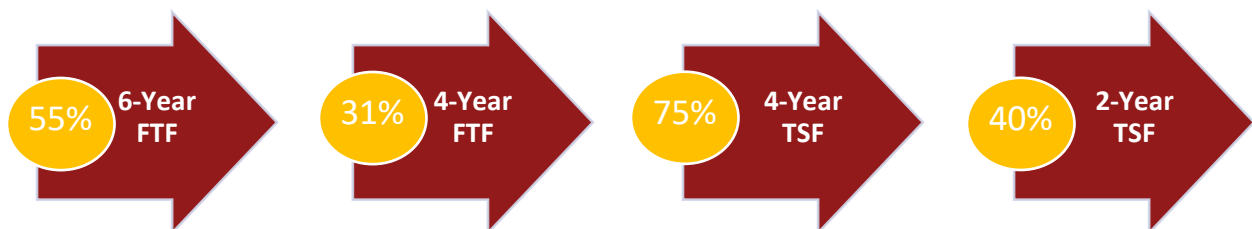
CSU CO Graduation Initiative 2025 Key Objectives

As of September 20, 2016, Graduation Initiative 2025 established a series of ambitious objectives, including:

- Increasing the six-year graduation rate for first-time freshmen to 70 percent
- Increasing the four-year graduation rate for first-time freshmen to 40 percent
- Increasing the four-year graduation rate for transfer students to 85 percent
- Increasing the two-year graduation rate for transfer students to 45 percent

To achieve the ambitious GI 2025 Objectives, each CSU campus has individually identified graduation rate goals. Below are CSU-Dominguez Hills:

- Increasing the six-year graduation rate for first-time freshmen to 55 percent
- Increasing the four-year graduation rate for first-time freshmen to 31 percent
- Increasing the four-year graduation rate for transfer students to 75 percent
- Increasing the two-year graduation rate for transfer students to 40 percent



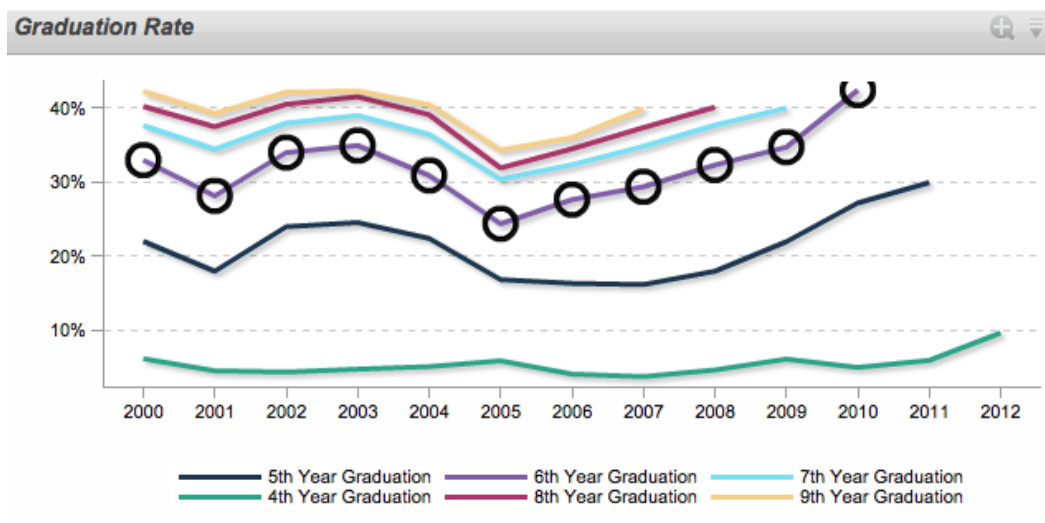
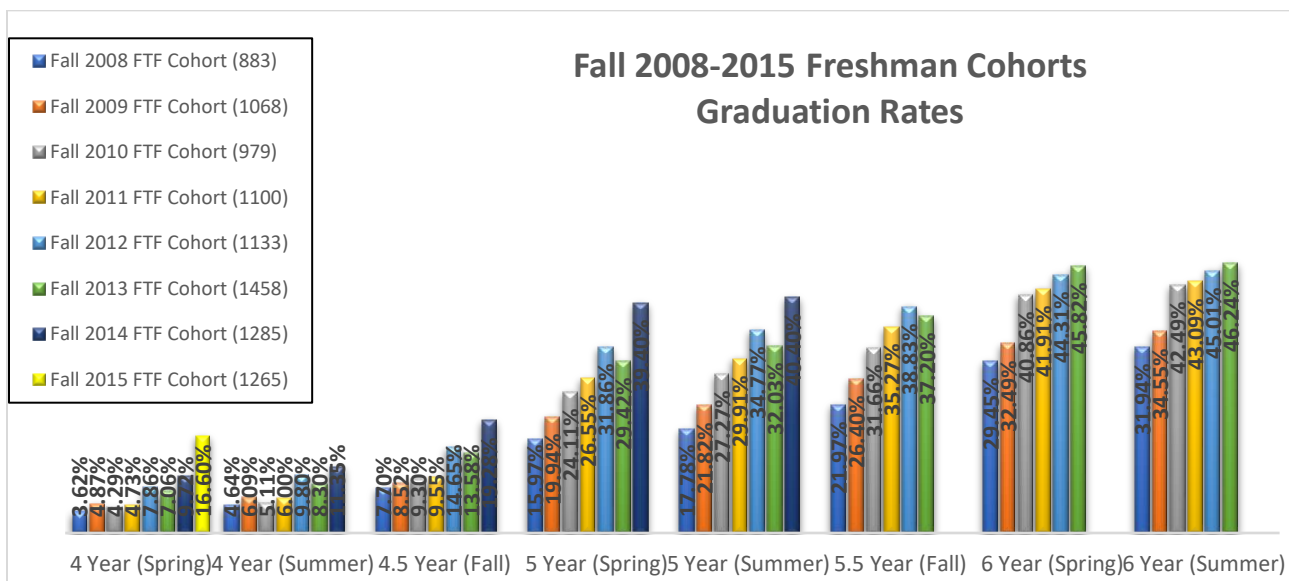
Graduation Innovation Team (GIT) Meeting

February 12, 2019

11:00 am to 12:00 pm

- 11:00 AM Welcome/Introductions
- 11:05 AM Spring, Summer 2018, and Fall 2018 Graduation Report Status
- Graduation Denials
- 11:15 AM First Time Freshman Cohorts Review
- Fall 2013 Cohort
 - Fall 2014 Cohort
 - Fall 2015 Cohort
- 11:25 AM Transfer Cohorts Review
- Fall 2015 Cohort
 - Fall 2016 Cohort
 - Fall 2017 Cohort
- 11:30 AM Charge on to Graduation (COTG)
- 11:40 AM Campus Partners
- Financial Aid
 - Testing Center
 - Extended Education
 - Other:
- 11:50 AM Announcements
- Summer 2019 Late Graduation Application Due April 15, 2019
- 11:55 AM Closing and Next Meeting

Graduation Rates



***Please remember that all data (stats, graphs, projections) are solely for the purpose of identifying our various student populations to assist them in graduating. Official data reporting is done by Institutional Research

Graduation Status Reports (All Cohorts)- Spring 2018, Summer 2018, Fall 2018

Spring 2018

		Cohort	2256
Degree Check Out Status	Total (09/11/2018)	Total 03/07/2019	Percentage
Awarded		2163	95.9%
Denied	183	93	4.1%

Summer 2018

		Cohort	497
Degree Check Out Status	Total (09/11/2018)	Total 03/07/2019	Percentage
Awarded		433	87.1%
Denied	120	64	12.9%

Fall 2018

		Cohort	876
Degree Check Out Status	Total	Total	Percentage
Awarded (AW)		779	88.9%
Pending (PN)		1	0.1%
Denied (DN)		96	11.0%

Spring 2018, Summer 2018, and Fall 2018 Graduation Status Denied
Breakdown by College (All Cohorts)

Spring 2018

College	Total
College of Business and Public Policy	20
College of Arts and Humanities	18
College of Natural and Behavioral Sciences	37
College of Education	2
College of Health, Human Services, and Nursing	16
Total	93

Summer 2018

College	Total
College of Business and Public Policy	20
College of Arts and Humanities	16
College of Natural and Behavioral Sciences	13
College of Education	2
College of Health, Human Services, and Nursing	13
Total	64

Fall 2018

College	Total
College of Business and Public Policy	25
College of Arts and Humanities	14
College of Natural and Behavioral Sciences	41
College of Education	1
College of Health, Human Services, and Nursing	15
Total	96

*** Data obtained from IPEDS Data via PeopleSoft. Please remember that all data (stats, graphs, projections) are solely for the purpose of identifying our various student populations to assist them in graduating. Official data reporting is done by Institutional Research

Fall 2013 Freshman Cohort Graduation Status Report (03/07/2019)

This report is run and projections are based on self-reported students' graduation status.

	Cohort Size	1454
Degrees Awarded	Total	Graduation Rate
As of Summer 2018	470	32.3%

Graduation Status Fall 2018 (2188)		Potential Graduation Rate
Degree Awarded (AW)	59	
Applied for Graduation (AG)		
Approved (AP)		
In Review (IR)		
Pending (PN)		
Denied (DN)	11	
Potential 5.5 Year Fall Graduation Rate	540	37.1%

Graduation Status Spring 2019 (2194)		
Degree Awarded (AW)		
Applied for Graduation (AG)	72	
Eligible (EG)	1	
Approved (AP)		
In Review (IR)	13	
Pending (PN)	44	
Potential 6 Year Spring Graduation Rate	670	46.1%

Graduation Status Summer 2019 (2196)		
Degree Awarded (AW)		
Applied for Graduation (AG)	9	
Approved (AP)		
In Review (IR)	1	
Pending (PN)	2	
Potential 6 year Summer Graduation Rate	682	46.9%

***Data obtained from IPEDS Data via PeopleSoft. Please remember that all data (stats, graphs, projections) are solely for the purpose of identifying our various student populations to assist them in graduating. Official data reporting is done by Institutional Research

FALL 2014 Freshman Cohort Graduation Status Report 03/07/2019)

This report is run and projections are based on self-reported students' graduation status.

	Cohort Size	1281
Degrees Awarded	Total	Graduation Rate
As of Summer 2018	152	11.9%

Graduation Status Fall 2018 (2188)		Potential Graduation Rate
Degree Awarded (AW)	89	
Applied for Graduation (AG)		
Approved (AP)		
In Review (IR)		
Pending (PN)		
Denied (DN)	2	
Potential 4.5 Year Fall Graduation Rate	243	19.0%

Graduation Status Spring 2019 (2194)		
Degree Awarded (AW)		
Applied for Graduation (AG)	211	
Eligible (EG)		
Approved (AP)		
In Review (IR)	13	
Pending (PN)	42	
Potential 5 Year Spring Graduation Rate	509	39.7%

Graduation Status Summer 2019 (2196)		
Degree Awarded (AW)		
Applied for Graduation (AG)	18	
Approved (AP)		
In Review (IR)		
Pending (PN)	1	
Potential 5 year Summer Graduation Rate	528	41.2%

*** Data obtained from IPEDS Data via PeopleSoft. Please remember that all data (stats, graphs, projections) are solely for the purpose of identifying our various student populations to assist them in graduating. Official data reporting is done by Institutional Research

FALL 2015 Freshman Cohort Graduation Status Report 03/07/2019

This report is run and projections are based on self-reported students' graduation status.

	Cohort Size	1265
Degrees Awarded	Total	Graduation Rate
As of Summer 2018	9	0.7%

Graduation Status Fall 2018 (2188)		Potential Graduation Rate
Degree Awarded (AW)	4	
Applied for Graduation (AG)		
Approved (AP)		
In Review (IR)		
Pending (PN)		
Denied (DN)	1	
Potential 3.5 Year Fall Graduation Rate	14	1.1%

Graduation Status Spring 2019 (2194)		
Degree Awarded (AW)		
Applied for Graduation (AG)	131	
Eligible (EG)		
Approved (AP)		
In Review (IR)	23	
Pending (PN)	19	
Potential 4 Year Spring Graduation Rate	187	14.8%

Graduation Status Summer 2019 (2196)		
Degree Awarded (AW)		
Applied for Graduation (AG)	41	
Approved (AP)		
In Review (IR)		
Pending (PN)	1	
Potential 4 year Summer Graduation Rate	229	18.1%

*** Data obtained from IPEDS Data via PeopleSoft. Please remember that all data (stats, graphs, projections) are solely for the purpose of identifying our various student populations to assist them in graduating. Official data reporting is done by Institutional Research

Fall 2013 Cohort Students- Have not applied to graduate (Active)

As of 03/07/2019

84-89 Units

College	Total
Academic Affairs	0
College of Business and Public Policy	2
College of Arts and Humanities	0
College of Natural and Behavioral Sciences	5
College of Education	
College of Health, Human Services, and Nursing	1
Total	8

90+ Units

College	Total
Academic Affairs	2
College of Business and Public Policy	22
College of Arts and Humanities	9
College of Natural and Behavioral Sciences	47
College of Education	5
College of Health, Human Services, and Nursing	21
Total	105

*** Data obtained from IPEDS Data via PeopleSoft. Please remember that all data (stats, graphs, projections) are solely for the purpose of identifying our various student populations to assist them in graduating. Official data reporting is done by Institutional Research

Fall 2015 Cohort Students- Have not applied to graduate (Active)

As of 03/07/2019

84-89 Units

College	Total
Academic Affairs	1
College of Business and Public Policy	27
College of Arts and Humanities	17
College of Natural and Behavioral Sciences	41
College of Education	9
College of Health, Human Services, and Nursing	27
Total	122

90+ Units

College	Total
Academic Affairs	4
College of Business and Public Policy	45
College of Arts and Humanities	21
College of Natural and Behavioral Sciences	74
College of Education	17
College of Health, Human Services, and Nursing	40
Total	201

*** Data obtained from IPEDS Data via PeopleSoft. Please remember that all data (stats, graphs, projections) are solely for the purpose of identifying our various student populations to assist them in graduating. Official data reporting is done by Institutional Research

FALL 2015 Transfer Cohort Graduation Status Report 03/07/2019

	Cohort Size	2,291
Degrees Awarded	Total	Graduation Rate
As of Summer 2018	1401	61.2%

Graduation Status Fall 2018 (2188)		Potential Graduation Rate
Degree Awarded (AW)	68	
Applied for Graduation (AG)		
Approved (AP)		
In Review (IR)		
Pending (PN)		
Denied (DN)	13	
Potential 3.5 Year Fall Graduation Rate	1482	64.7%

Graduation Status Spring 2019 (2194)		
Degree Awarded (AW)		
Applied for Graduation (AG)	81	
Approved (AP)		
In Review (IR)	12	
Pending (PN)	36	
Potential 4 Year Spring Graduation Rate	1611	70.3%

Graduation Status Summer 2019 (2196)		
Degree Awarded (AW)		
Applied for Graduation (AG)	11	
Approved (AP)		
In Review (IR)		
Pending (PN)		
Potential 4 year Summer Graduation Rate	1622	70.8%

*** Data obtained from IPEDS Data via PeopleSoft. Please remember that all data (stats, graphs, projections) are solely for the purpose of identifying our various student populations to assist them in graduating. Official data reporting is done by Institutional Research

FALL 2016 Transfer Cohort Graduation Status Report 03/07/2019

	Cohort Size	2,520
Degrees Awarded	Total	Graduation Rate
As of Summer 2018	917	36.4%

Graduation Status Fall 2018 (2188)		Potential Graduation Rate
Degree Awarded (AW)	282	
Applied for Graduation (AG)	1	
Approved (AP)		
In Review (IR)		
Pending (PN)		
Denied (DN)	16	
Potential 2.5 Year Fall Graduation Rate	1216	48.3%

Graduation Status Spring 2019 (2194)		
Degree Awarded (AW)		
Applied for Graduation (AG)	279	
Approved (AP)	2	
In Review (IR)	40	
Pending (PN)	127	
Potential 3 Year Spring Graduation Rate	1664	66.0%

Graduation Status Summer 2019 (2196)		
Degree Awarded (AW)		
Applied for Graduation (AG)	50	
Approved (AP)		
In Review (IR)		
Pending (PN)	8	
Potential 3 year Summer Graduation Rate	1722	68.3%

*** Data obtained from IPEDS Data via PeopleSoft. Please remember that all data (stats, graphs, projections) are solely for the purpose of identifying our various student populations to assist them in graduating. Official data reporting is done by Institutional Research

FALL 2017 Transfer Cohort Graduation Status Report 03/07/2019

	Cohort Size	2,646
Degrees Awarded	Total	Graduation Rate
As of Summer 2018	20	0.8%

Graduation Status Fall 2018 (2188)		Potential Graduation Rate
Degree Awarded (AW)	50	
Applied for Graduation (AG)		
Approved (AP)		
In Review (IR)		
Pending (PN)		
Denied (DN)	2	
Potential 1.5 Year Fall Graduation Rate	72	2.7%

Graduation Status Spring 2019 (2194)		
Degree Awarded (AW)		
Applied for Graduation (AG)	717	
Approved (AP)		
In Review (IR)	109	
Pending (PN)	82	
Potential 2 Year Spring Graduation Rate	980	37.0%

Graduation Status Summer 2019 (2196)		
Degree Awarded (AW)		
Applied for Graduation (AG)	159	
Approved (AP)		
In Review (IR)		
Pending (PN)	7	
Potential 2 year Summer Graduation Rate	1146	43.3%

*** Data obtained from IPEDS Data via PeopleSoft. Please remember that all data (stats, graphs, projections) are solely for the purpose of identifying our various student populations to assist them in graduating. Official data reporting is done by Institutional Research

Graduation Denials

For Change of Graduation Forms

- Advisors can sign the Change of Graduation date form and electronically submit them to Records and Registration via email, provided the following process is followed in order to account for the \$10 fee.
 - The Advisor submits 1 email to graduation@csudh.edu and Andrea Giordano, agiordano@csudh.edu (approved staff person per Cecilia P.). The content of the email is the scanned pdf of a change of graduation date form, signed by the advisor because the student is out of the area or unable to come to campus during business hours.
 - Student Financial Services will place a \$10 Change of Graduation date fee on the student's account, which will enable the student to pay online.
 - Graduation Unit will change the graduation date for the student.

Thank you to Records and Registration for continuing this practice as we seek to find a tech friendly solution!

Fall 2018 Charge on to Graduation

Charge on to Graduation - Fall 2018

What is Charge on to Graduation?

In an effort to support Goal 2 of the CSUDH strategic plan and CSU Graduation Initiative 2025, the University Advisement Center (UAC) developed and implemented the "Charge On To Graduation" junior intervention program. Designed for students in junior standing, who have earned 74-89 units, Charge On To Graduation (COTG) is an interactive advising program intended to support students in identifying their degree requirements, creating their educational plans, and preparing for graduation. Facilitated through college-specific group workshops, Charge On To Graduation connects students with their college-specific General Education advisors, or College Specialists, and seeks to familiarize students with the Junior year "Student Advising Learning Outcomes," or SALO's.

Learning Objectives

- ✓ Understand the difference between Commencement and Graduation
- ✓ Identify the steps to apply for graduation
- ✓ Identify the 6 graduation requirements
- ✓ Understand how to utilize the Academic Requirements Report to track progress towards completion of all graduation requirements
- ✓ Understand how to access, navigate, and utilize SMART Planner to create an academic plan
- ✓ Learn about campus resources for graduate school and/or careers within their field

Student Voices

The instructor sat down with me to get a better understanding of what I need to do in order to graduate. She also answered all of my questions with depth

I love the interaction between host and fellow participants

She helped everyone individually who had questions and made herself available through emails and walk-ins

Charge on to Graduation-Fall 2018 Cohort Size=1355



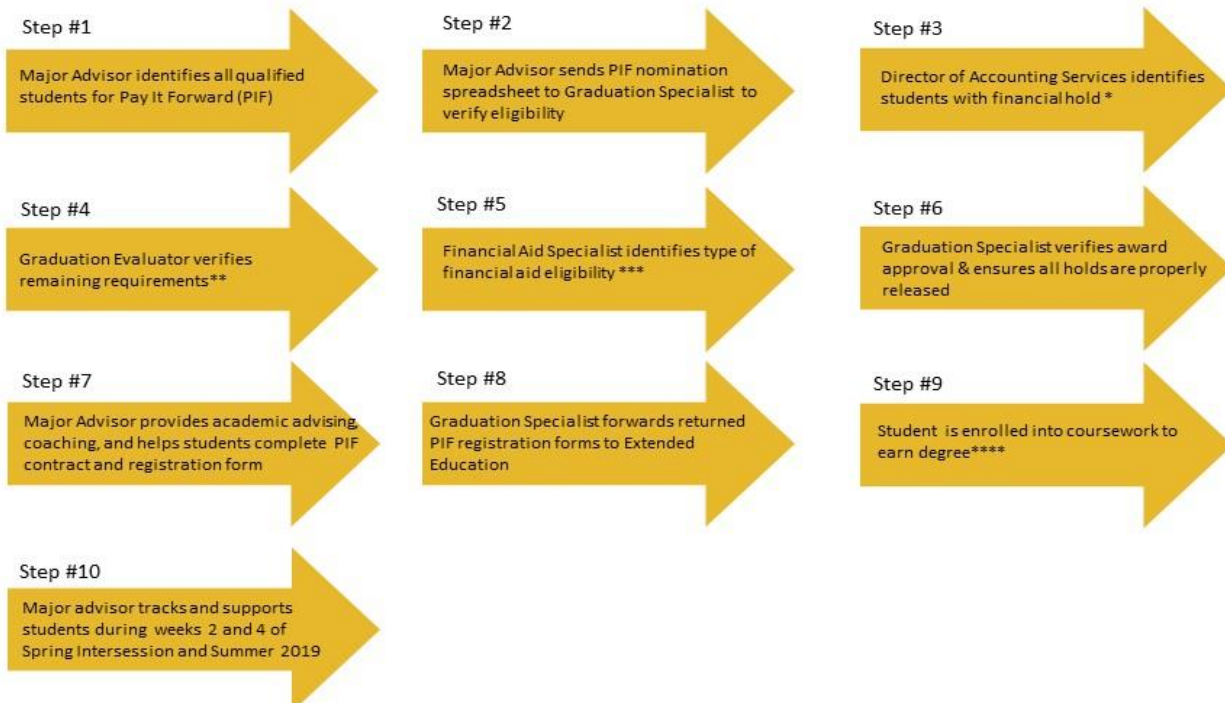
■ Participated ■ Applied for Graduation
■ Needs to Complete



Pay it Forward Nomination Process

Pay It Forward Award Nomination Process

All graduation candidates for Spring or Summer 2019 that have 1-2 courses left, have applied for graduation, and have completed all other requirements, are eligible candidates who have been nominated by their major advisor.



* Partnership with Administration and Finance

** Partnership with Admissions & Records

*** Partnership with Financial Aid

**** Partnership with Associate Dean of Extended & International Education



University Advisement Center

Report Codes

Status	
AC	Active
CM	Program Completed
DC	Discontinued
DM	Dismissed
LA	Educational Leave
SP	Suspension

Degree Checkout Status	
AG	Applied
AW	Awarded
DN	Denied
IR	In Review
PN	Pending
EG	Eligible (Pending Outside Work)
AP	Approved

Freshmen Cohort & Transfer Cohort Student Groups	
FA11	Freshmen 2011 Cohort
FA12	Freshmen 2012 Cohort
FA13	Freshmen 2013 Cohort
FA14	Freshmen 2014 Cohort
FA15	Freshmen 2015 Cohort
TA13	Transfer Admits 2013 Cohort
TA14	Transfer Admits 2014 Cohort
TA15	Transfer Admits 2015 Cohort
TR16	Transfer Admits 2016 Cohort
TR17	Transfer Admits 2017 Cohort

CHANCELLOR'S OFFICE DEFINITIONS FOR GRADUATION INITIATIVE 2025 (GI 2025):

- Four-Year Freshman Rate: First-time full-time (12 units or more) freshmen
- Six-Year Freshman Rate: First-time full-time (12 units or more) freshmen
- Two-Year Transfer Rate: California Community College Transfers (full- and part-time sophomore level and above).
- Four-Year Transfer Rate: California Community College Transfers (full- and part-time sophomore level and above).