

Graduation Innovation Team (GIT) Meeting

“The barriers to higher achievement are systematic, and no institution can overcome them on its own. Leaders at all levels will need to work together...to establish higher operative standards across the board for college readiness and college achievement.” - The LEAP Vision for Learning | AAC&U

GIT Committee Charge:

To work collaboratively as a unified and coordinated cross-divisional team of faculty, staff, students, and administrators to increase our 6-year freshmen graduation rate to 60% by 2020, and eliminate the achievement gap while sustaining a high quality degree. (Strategic Plan 2014-2020, Goal 2, Objective A)


CSU CO Graduation Initiative 2025 Key Objectives

As of September 20, 2016, Graduation Initiative 2025 established a series of ambitious objectives, including:

- Increasing the six-year graduation rate for first-time freshmen to 70 percent
- Increasing the four-year graduation rate for first-time freshmen to 40 percent
- Increasing the four-year graduation rate for transfer students to 85 percent
- Increasing the two-year graduation rate for transfer students to 45 percent

To achieve the ambitious GI 2025 Objectives, each CSU campus has individually identified graduation rate goals. Below are CSU-Dominguez Hills:

- Increasing the six-year graduation rate for first-time freshmen to 55 percent
- Increasing the four-year graduation rate for first-time freshmen to 31 percent
- Increasing the four-year graduation rate for transfer students to 75 percent
- Increasing the two-year graduation rate for transfer students to 40 percent



Graduation Innovation Team (GIT) Meeting

December 04, 2018

11:00 am to 12:00 pm

11:00 AM Introductions

11:05 AM Spring 2018/Summer 2018

- Graduation Denials

11:10 AM Fall 2018

- Graduation Pending

11:15 AM Fall 2013 Cohort Review

11:20 AM Fall 2014 Cohort Review

11:25 AM Fall 2015 Cohort Review

11:30 AM Charge on to Graduation (COTG)

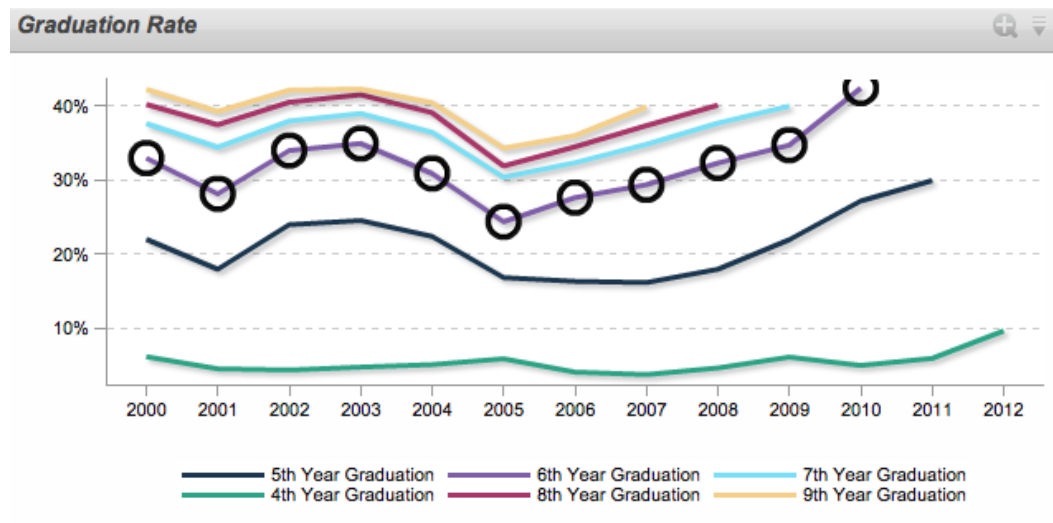
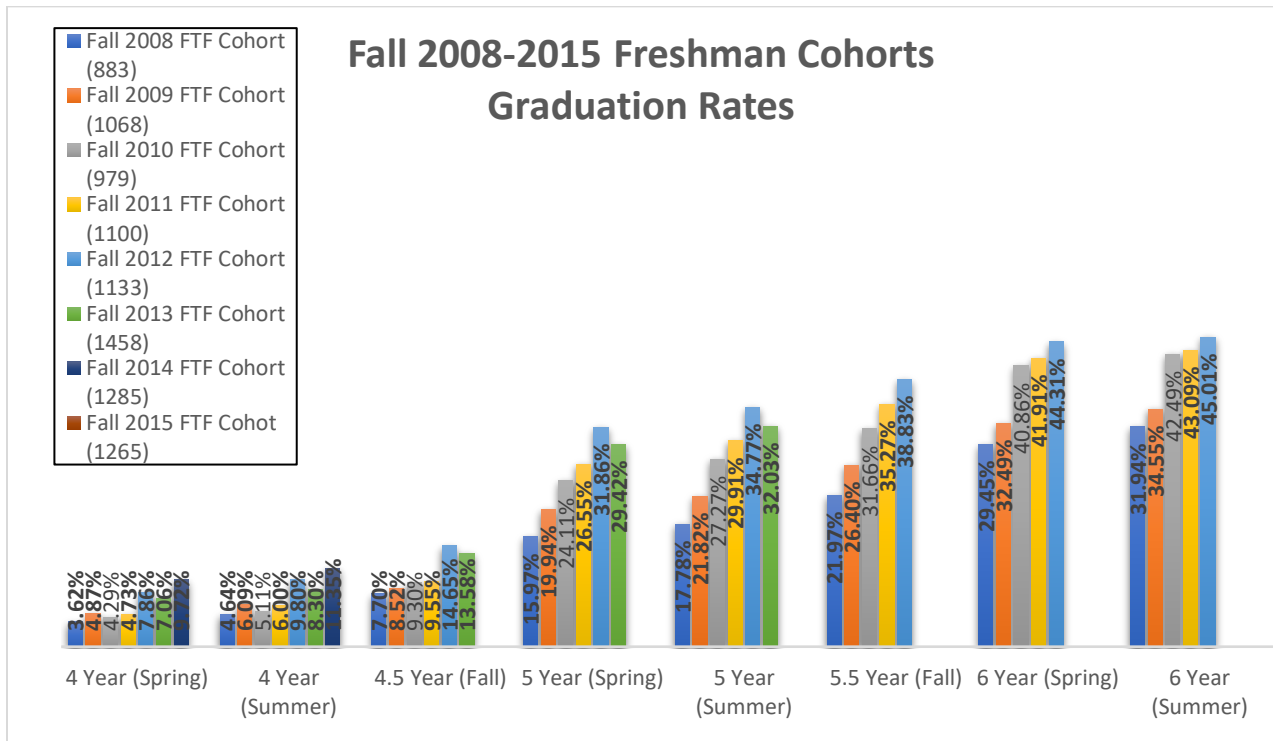
11:35 AM DW-BI Dashboard

11:40 Announcements

- November 19, 2018- Pre-Clearance for Spring 2019 began (pending notices go out every Friday)
- Summer 2019 Graduation Application is open
- Spring 2019 Late Deadline- Last day of Fall semester
- Other: Campus Partners

11:55 AM Closing and Next Meeting

Graduation Rates



*** Data obtained from IPEDS Data via PeopleSoft. Please remember that all data (stats, graphs, projections) are solely for the purpose of identifying our various student populations to assist them in graduating. Official data reporting is done by Institutional Research

Spring 2018 Graduation Status Report (11/30/2018)

<u>Degree Check Out Status</u>	<u>Total</u> <u>09/11/2018</u>	<u>Total</u> <u>11/30/2018</u>	<u>Percentage of</u> <u>Total Cohort</u>
Cohort		2273	
Awarded (AW)		2157	94.9%
Denied (DN)	183	116	5.1%

Summer 2018 Graduation Status Report (11/30/2018)

<u>Degree Check Out Status</u>	<u>Total</u> <u>09/11/2018</u>	<u>Total</u> <u>11/30/2018</u>	<u>Percentage of</u> <u>Total Cohort</u>
Cohort		518	
Awarded (AW)		433	83.6%
Denied (DN)	120	85	16.4%

Fall 2018 Graduation Status Report (11/30/2018)

<u>Degree Check Out Status</u>	<u>Total</u>	<u>Percentage</u>
Cohort	962	
Applied (AG)	9	.9%
Approved (AP)	3	.3%
In Review (IR)	431	44.8%
Pending (PN)	519	54.0%

*** Data obtained from IPEDS Data via PeopleSoft. Please remember that all data (stats, graphs, projections) are solely for the purpose of identifying our various student populations to assist them in graduating. Official data reporting is done by Institutional Research

Denied Breakdown by College (11/30/2018)

Spring 2018

College	Total
College of Business and Public Policy	24
College of Arts and Humanities	24
College of Natural and Behavioral Sciences	45
College of Education	2
College of Health, Human Services, and Nursing	21
Total	116

Summer 2018

College	Total
College of Business and Public Policy	25
College of Arts and Humanities	18
College of Natural and Behavioral Sciences	22
College of Education	2
College of Health, Human Services, and Nursing	18
Total	85

***Data obtained from IPEDS Data via PeopleSoft. Please remember that all data (stats, graphs, projections) are solely for the purpose of identifying our various student populations to assist them in graduating. Official data reporting is done by Institutional Research

Fall 2013 Freshman Cohort Graduation Status Report (11/30/2018)

This report is run and projections are based on self-reported students' graduation status.

	Total	Graduation Rate (N=1,458)
Degrees Awarded	470	32.2%

Graduation Status Fall 2018		Potential Graduation Rate
Applied for Fall 18 (2188) but hasn't been reviewed by graduation yet	1	
Student in In Review Status for 2188	35	
Student in Pending Status for 2188	37	
Potential 5.5 Year Graduation Rate	543	37.2%

Graduation Status Spring 2019		Potential Graduation Rate
Applied for Spring 19 (2194) but hasn't been reviewed by graduation yet	72	
Student in Review Status for 2194	4	
Student in Pending Status for 2194	33	
Potential 6 Year Spring 2019 Graduation Rate	652	44.7%

Graduation Status Summer 2019		Potential Graduation Rate
Applied for Spring 19 (2196) but hasn't been reviewed by graduation yet	1	
Student in Review Status for 2196		
Student in Pending Status for 2196		
Potential 6 Year Spring 2019 Graduation Rate	653	44.8%

***Data obtained from IPEDS Data via PeopleSoft. Please remember that all data (stats, graphs, projections) are solely for the purpose of identifying our various student populations to assist them in graduating. Official data reporting is done by Institutional Research

FALL 2014 Freshman Cohort Graduation Status Report 11/30/2018

This report is run and projections are based on self-reported students' graduation status.

	Total	Graduation Rate (N=1,286)
Degrees Awarded	150	11.7%

Graduation Status Fall 2018		Potential Graduation Rate
Applied for Fall 18 (2188) but hasn't been reviewed by graduation yet		
Student in In Review Status for 2188	49	
Student in Pending Status for 2188	47	
Potential 4.5 Yrs Graduation Rate	246	19.1%

Graduation Status Spring 2019		Potential Graduation Rate
Applied for Spring 19 (2194) but hasn't been reviewed by graduation yet	220	
Student in Review Status for 2194	1	
Student in Pending Status for 2194	19	
Potential 5 Graduation Rate	486	37.8%

Graduation Status Summer 2019		Potential Graduation Rate
Applied for Summer 2019 (2196) but hasn't been reviewed by graduation yet	3	
Student in Pending Status for 2196		
Potential 5 Graduation Rate	489	38%

*** Data obtained from IPEDS Data via PeopleSoft. Please remember that all data (stats, graphs, projections) are solely for the purpose of identifying our various student populations to assist them in graduating. Official data reporting is done by Institutional Research

FALL 2015 Freshman Cohort Graduation Status Report 11/30/2018

This report is run and projections are based on self-reported students' graduation status.

	Total	Graduation Rate (N=1,266)
Degrees Awarded	9	.7%

Graduation Status Fall 2018		Potential Graduation Rate
Applied for Fall 18 (2188) but hasn't been reviewed by graduation yet		
Student in Approved Status for 2188		
Student in In Review Status for 2188	3	
Student in Pending Status for 2188	3	
Potential 3.5 Years Graduation Rate	15	1.2%

Graduation Status Spring 2019		Potential Graduation Rate
Applied for Spring 19 (2194) but hasn't been reviewed by graduation yet	165	
Student in Review Status for 2194	6	
Student in Pending Status for 2194	4	
Potential 4 Year Graduation Rate	190	15%

*** Data obtained from IPEDS Data via PeopleSoft. Please remember that all data (stats, graphs, projections) are solely for the purpose of identifying our various student populations to assist them in graduating. Official data reporting is done by Institutional Research

Fall 2013 Cohort Students- Have not applied to graduate (Active)

As of 11/30/2018

84-89 Units

College	Total
Academic Affairs	1
College of Business and Public Policy	2
College of Arts and Humanities	1
College of Natural and Behavioral Sciences	7
College of Education	
College of Health, Human Services, and Nursing	3
Total	14

90+ Units

College	Total
Academic Affairs	1
College of Business and Public Policy	28
College of Arts and Humanities	8
College of Natural and Behavioral Sciences	52
College of Education	9
College of Health, Human Services, and Nursing	26
Total	124

*** Data obtained from IPEDS Data via PeopleSoft. Please remember that all data (stats, graphs, projections) are solely for the purpose of identifying our various student populations to assist them in graduating. Official data reporting is done by Institutional Research

Fall 2015 Cohort Students- Have not applied to graduate (Active)

As of 11/30/2018

84-89 Units

College	Total
Academic Affairs	2
College of Business and Public Policy	24
College of Arts and Humanities	3
College of Natural and Behavioral Sciences	23
College of Education	6
College of Health, Human Services, and Nursing	14
Total	72

90+ Units

College	Total
Academic Affairs	
College of Business and Public Policy	7
College of Arts and Humanities	2
College of Natural and Behavioral Sciences	16
College of Education	4
College of Health, Human Services, and Nursing	9
Total	38

*** Data obtained from IPEDS Data via PeopleSoft. Please remember that all data (stats, graphs, projections) are solely for the purpose of identifying our various student populations to assist them in graduating. Official data reporting is done by Institutional Research

Charge on to Graduation

Charge on to Graduation- Fall 2018

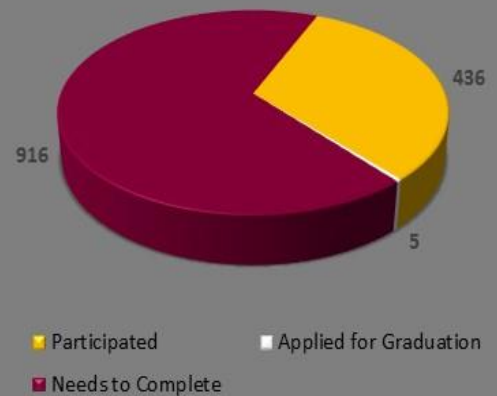
What is Charge on to Graduation?

In an effort to support Goal 2 of the CSUDH strategic plan and CSU Graduation Initiative 2025, the University Advisement Center (UAC) developed and implemented the "Charge On To Graduation" junior intervention program. Designed for students in junior standing, who have earned 74-89 units, Charge On To Graduation (COTG) is an interactive advising program intended to support students in identifying their degree requirements, creating their educational plans, and preparing for graduation. Facilitated through college-specific group workshops, Charge On To Graduation connects students with their college-specific General Education advisors, or College Specialists, and seeks to familiarize students with the Junior year "Student Advising Learning Outcomes," or SALO's.

Learning Objectives

1. Identify the steps for applying for graduation
2. Identify the six degree requirement areas
3. Distinguish between graduation and commencement
4. Understand how to utilize the Academic Requirements Report (degree audit) in order to track progress towards completion of all graduation requirements
5. Access, navigate, and utilize the Smart Planner tool
6. Identify and utilize university resources

Charge on to Graduation-Fall 2018 Cohort Size=1357



Graduation Denials

For Change of Graduation Forms

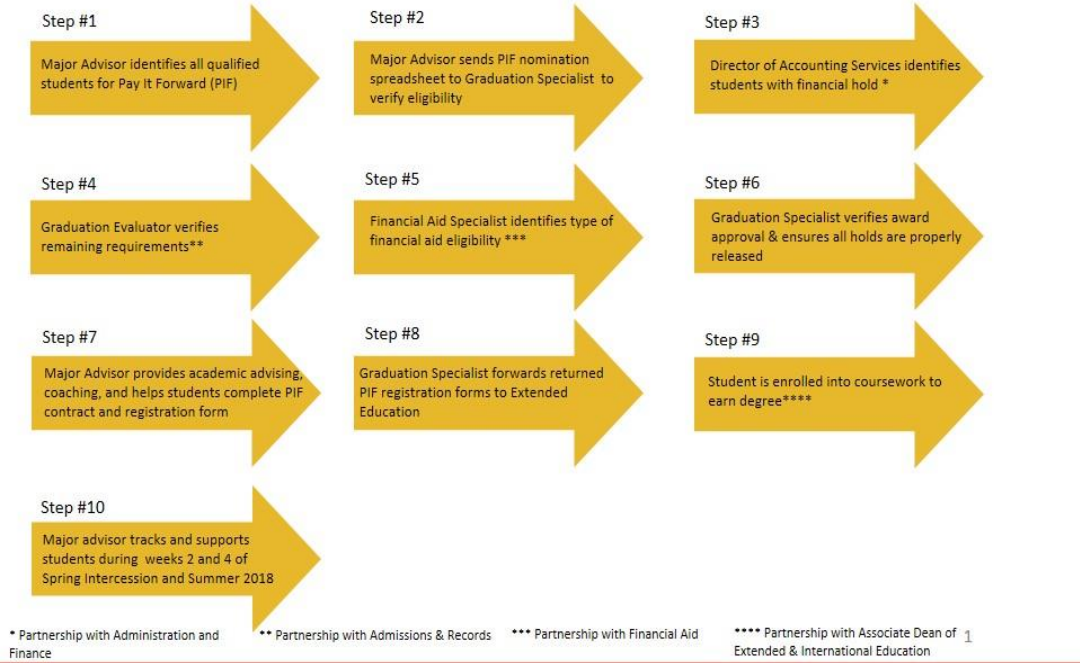
- Advisors can sign the Change of Graduation date form and electronically submit them to Records and Registration via email, provided the following process is followed in order to account for the \$10 fee.
 - The Advisor submits 1 email to graduation@csudh.edu and Andrea Giordano, agiordano@csudh.edu (approved staff person per Cecilia P.). The content of the email is the scanned pdf of a change of graduation date form, signed by the advisor because the student is out of the area or unable to come to campus during business hours.
 - Student Financial Services will place a \$10 Change of Graduation date fee on the student's account, which will enable the student to pay online.
 - Graduation Unit will change the graduation date for the student.

Thank you to Records and Registration for continuing this practice as we seek to find a tech friendly solution!

Pay it Forward Nomination Process

Pay It Forward Award Nomination Process

All graduation candidates for Spring or Summer 2018 that have 1-2 courses left, have applied for graduation, and have completed all other requirements, are eligible candidates who have been nominated by their major advisor.



University Advisement Center

Report Codes

Status	
AC	Active
CM	Program Completed
DC	Discontinued
DM	Dismissed
LA	Educational Leave
SP	Suspension

Degree Checkout Status	
AG	Applied
AW	Awarded
DN	Denied
IR	In Review
PN	Pending
EG	Eligible (Pending Outside Work)
AP	Approved

Freshmen Cohort & Transfer Cohort Student Groups	
FA11	Freshmen 2011 Cohort
FA12	Freshmen 2012 Cohort
FA13	Freshmen 2013 Cohort
FA14	Freshmen 2014 Cohort
FA15	Freshmen 2015 Cohort
TA13	Transfer Admits 2013 Cohort
TA14	Transfer Admits 2014 Cohort
TA15	Transfer Admits 2015 Cohort
TA16	Transfer Admits 2016 Cohort
TR17	Transfer Admits 2017 Cohort

CHANCELLOR’S OFFICE DEFINITIONS FOR GRADUATION INITIATIVE 2025 (GI 2025):

- Four-Year Freshman Rate: First-time full-time (12 units or more) freshmen
- Six-Year Freshman Rate: First-time full-time (12 units or more) freshmen
- Two-Year Transfer Rate: California Community College Transfers (full- and part-time sophomore level and above).
- Four-Year Transfer Rate: California Community College Transfers (full- and part-time sophomore level and above).