

## Graduation Innovation Team (GIT) Meeting

Thursday, October 6, 2016

3:00 pm to 4:00 pm

“The barriers to higher achievement are systematic, and no institution can overcome them on its own. Leaders at all levels will need to work together...to establish higher operative standards across the board for college readiness and college achievement.” - The LEAP Vision for Learning | AAC&U

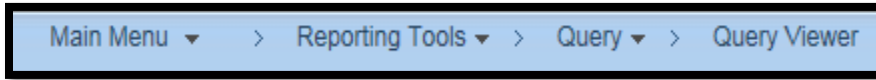
### GIT Committee Charge:

To work collaboratively as a unified and coordinated cross-divisional team of faculty, staff, students, and administrators to increase our 6-year freshmen graduation rate to 60% by 2020, and eliminate the achievement gap while sustaining a high quality degree. (Strategic Plan 2014-2020, Goal 2, Objective A)

- 3:00 pm      Query to Identify students in majors
- 3:05 pm      Survey
- Best Practices
  - Winter and Spring Intersession (2017) Course Ideas
- 3:15 pm      2011 Cohort Updates from Colleges: Current Projections
- Associate Deans or other College GIT Member will present on their current progress with the students they received at our last meeting in July.
- 3:30 pm      2012 Cohort Updates
- Review of current 4-year grad rate overall
  - Review of current 4-year grad rate by college
  - Active 2012 Cohort Students (By College)
  - Accessing your student lists, and handouts via the I:Drive and/or email
- 3:55 pm      General Information
- Helping Students Apply to Graduate
  - Biweekly meetings (next meeting is Thursday, October 20<sup>th</sup>, 2016)
    - o Transfer Cohort Data at next GIT Meeting.
  - Upcoming Workshops (Queries vs. Reports)

# QUERY TO IDENTIFY STUDENTS IN MAJORS

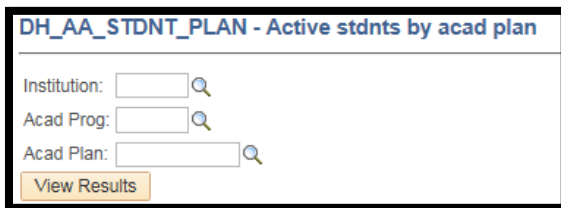
Navigate to the PeopleSoft page “Query Viewer”



Search for Query titled “DH\_AA\_STDNT\_PLAN” Once you have found it, click on the hyperlink “Excel”

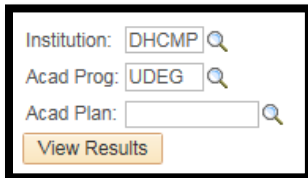
Query Name	Description	Owner	Folder	Run to HTML	Run to Excel	Run to XML	Schedule	Definitional References	Remove
DH_AA_STDNT_PLAN	Active stdnts by acad plan	Public	MARTIN	HTML	Excel	XML	Schedule	Lookup References	

A new tab will open and you’ll have to fill out the request accordingly

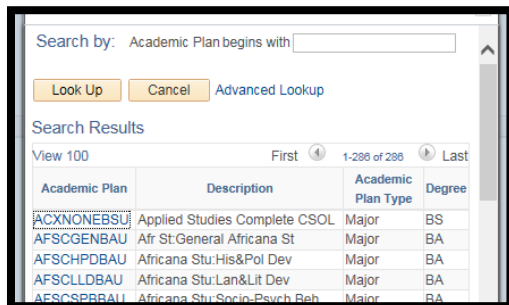


Fill out the Institution and Acad Prog to reflect the following:

- DHCMP = Dominguez Hills
- UDEG = Undergraduate (\*\*Note there are other codes for post-bac, etc.)



Use the magnifying glass for “Acad Plan” to choose the code for the respective major that you would like to run.



Academic Plan	Description	Academic Plan Type	Degree
ACXNONEBSUJ	Applied Studies Complete CSOL	Major	BS
AFSCGENBAU	Afr St-General Africana St	Major	BA
AFSCHPDBAU	Africana Stu:His&Pol Dev	Major	BA
AFSCLLDBAU	Africana Stu:Lan&Lit Dev	Major	BA
AFSCSPBAU	Africana Stu:Socio-Psych Beh	Major	BA

Once you have made your selection click on “view results” and then open the excel sheet it provides.

## 2011 COHORT UPDATES

	Total	Graduation Rate
Degrees Completed as of 10/06/2016	329	29.91%

		Potential Graduation Rate
Student in <i>Approved</i> Status for 2168	0	
Student in <i>In Review</i> Status for 2168	37	
Student in <i>Eligible</i> Status for 2168	0	
Student in <i>Pending</i> Status for 2168	38	
<b>Potential Fall 2016 5.5 year Graduation Rate</b>	<b>404</b>	<b>36.73%</b>

		Potential Graduation Rate
Applied for 2174 but hasn't been reviewed by graduation yet	60	
Student in <i>Approved</i> Status for 2174	0	
Student in <i>In Review</i> Status for 2174	1	
Student in <i>Eligible</i> Status for 2174	0	
Student in <i>Pending</i> Status for 2174	6	
<b>Potential Spring 2016 6 year Graduation Rate</b>	<b>471</b>	<b>42.82%</b>

		Potential Graduation Rate
Student in <i>Approved</i> Status for 2176	0	
Student in <i>In Review</i> Status for 2176	0	
Student in <i>Eligible</i> Status for 2176	0	
Student in <i>Pending</i> Status for 2176	0	
<b>Potential Summer 2016 6 year Graduation Rate</b>	<b>471</b>	<b>42.82%</b>

### 6-Year Projections by College for 2011 Cohort

Please provide an update of the progress made with your student lists from our 9/8/2016 GIT Meeting.

If a student has not filed to graduate, there is not a report that can be run to determine when the student is planning on graduating. In the weeks to come each college will be asked to provide projections of active students that are close to graduating in their respective graduation terms.

COLLEGE	College Cohort Size	Total Degrees as of 09/20/2016	Graduation Rate	# of Active Students as of 7/22/2016	Discontinued as of 09/20/2016	# of Active Students as of 9/20/2016	Previously Denied Graduation - Potential Graduates	Potential Fall 2016 Graduates	Potential Spring 2017 Graduates	Potential Summer 2017 Graduates	TOTAL DEGREES + POTENTIAL =	Grad Rate
CHHSN	218	61	27.98%	82	8	74	2	0	36	0	99	45.41%
CAH	139	59	42.45%	32	1	31	3	12	6	0	80	57.55%
CBAPP	279	93	33.33%	74	9	65	7	21	0	0	121	43.37%
COE	34	9	26.47%	10	0	10	0	2	4	2	17	50.00%
CNBS	347	107	30.84%	85	4	81	6	18	22	0	153	44.09%
Undeclared	83	N/A	N/A	9	1	7					N/A	N/A
<b>TOTAL</b>											<b>470</b>	<b>42.73%</b>

# 2012 COHORT UPDATES

## 4-year Graduation Rate for our 2012 Cohort (1133 Students)

	Total	Graduation Rate
Degrees Completed as of 10/05/2016	111	9.80%

		Potential Graduation Rate
	1	
Student in <i>Approved</i> Status for 2168	0	
Student in <i>In Review</i> Status for 2168	37	
Student in <i>Eligible</i> Status for 2168	0	
Student in <i>Pending</i> Status for 2168	27	
<b>Potential Fall 2016 4.5 year Graduation Rate</b>	<b>176</b>	<b>15.53%</b>

		Potential Graduation Rate
	206	
Student in <i>Approved</i> Status for 2174	0	
Student in <i>In Review</i> Status for 2174	0	
Student in <i>Eligible</i> Status for 2174	0	
Student in <i>Pending</i> Status for 2174	4	
<b>Potential Spring 2017 5 year Graduation Rate</b>	<b>386</b>	<b>34.07%</b>

		Potential Graduation Rate
Student in <i>Approved</i> Status for 2176	0	
Student in <i>In Review</i> Status for 2176	0	
Student in <i>Eligible</i> Status for 2176	0	
Student in <i>Pending</i> Status for 2176	0	
<b>Potential Summer 2017 5 year Graduation Rate</b>	<b>386</b>	<b>34.07%</b>

		Potential Graduation Rate
Student in <i>Approved</i> Status for 2178	0	
Student in <i>In Review</i> Status for 2178	0	
Student in <i>Eligible</i> Status for 2178	0	
Student in <i>Pending</i> Status for 2178	2	
<b>Potential Fall 2017 5.5 year Graduation Rate</b>	<b>388</b>	<b>34.25%</b>

		Potential Graduation Rate
Student in <i>Approved</i> Status for 2184	0	
Student in <i>In Review</i> Status for 2184	0	
Student in <i>Eligible</i> Status for 2184	0	
Student in <i>Pending</i> Status for 2184	0	
<b>Potential Spring 2018 6 year Graduation Rate</b>	<b>388</b>	<b>34.25%</b>

		Potential Graduation Rate
Student in <i>Approved</i> Status for 2186	0	
Student in <i>In Review</i> Status for 2186	0	
Student in <i>Eligible</i> Status for 2186	0	
Student in <i>Pending</i> Status for 2186	0	
<b>Potential Summer 2018 6 year Graduation Rate</b>	<b>388</b>	<b>34.25%</b>

**4-year Graduation Rate for our 2012 Cohort by College**

	Total	College Graduation Rates
CHHSN Degrees Completed (out of 240) as of 10/05/2016	21	8.75%
CAH Degrees Completed (out of 150) as of 10/05/2016	23	15.33%
CBAPP Degrees Completed (out of 248) as of 10/05/2016	21	8.47%
COE Degrees Completed (out of 31) as of 10/05/2016	4	12.90%
CNBS Degrees Completed (out of 410) as of 10/05/2016	42	10.24%

### Active 2012 Cohort Students (BY COLLEGE)

**\*\*Note: Includes students that have applied to graduate.**

Academic Affairs	60 to 74 units	1
	75 to 89 units	3
	Less than 60 units	1
Academic Affairs Total		5
Coll Bus Admin & Public Policy	102 or more units	62
	60 to 74 units	9
	75 to 89 units	19
	90 to 101 units	39
	Less than 60 units	6
Coll Bus Admin & Public Policy Total		135
Coll Hlth, Hum Serv & Nursing	102 or more units	60
	60 to 74 units	6
	75 to 89 units	29
	90 to 101 units	37
	Less than 60 units	2
Coll Hlth, Hum Serv & Nursing Total		134
Coll Natural & Behav Science	102 or more units	104
	60 to 74 units	15
	75 to 89 units	35
	90 to 101 units	55
	Less than 60 units	8
Coll Natural & Behav Science Total		217
College of Arts & Humanities	102 or more units	28
	60 to 74 units	1
	75 to 89 units	10
	90 to 101 units	26
	Less than 60 units	4
College of Arts & Humanities Total		69
College of Education	102 or more units	10
	60 to 74 units	1
	75 to 89 units	2
	90 to 101 units	8
	Less than 60 units	1
College of Education Total		22
Grand Total		582

# GENERAL INFORMATION

## Helping Students Apply to Graduate

### Application Filing Periods

The Electronic Application for Graduation must be submitted in accordance with the following schedule. Failure to apply in accordance with the schedule below could delay your degree past your intended graduation date. Also there will be additional fees assessed for applying after the regular deadline.

Degree Conferral Term	Regular Deadline	Late Deadline
Fall Semester	July 1	September 15
Spring Semester	October 1	Last day of fall semester
Summer Session	February 1	April 15

**Please note that if the above dates fall on a weekend or holiday, the deadline will be the previous working day.**

### Biweekly meetings

All meetings will be held on Thursdays from 3:00 pm to 4:00 pm in the Provost's Conference Room

- 1.) Thursday, October 20<sup>th</sup> – Meeting #4:
- 2.) Thursday, November 3<sup>rd</sup> – Meeting #5:
- 3.) Thursday, November 17<sup>th</sup> – Meeting #6:
- 4.) Thursday, December 15<sup>th</sup> – Meeting #7:

### Upcoming workshops (Using data to streamline processes)

All Workshops will be held on Thursdays from 3:00 pm to 4:00 pm, in WH-A142

- 1.) Thursday, October 13<sup>th</sup> – Workshop #5: “Queries vs. Reports”
- 2.) Thursday, October 27<sup>th</sup> – Workshop #6: “Queries vs. Reports”
- 3.) Thursday, November 10<sup>th</sup> – Workshop #7: “General Session: Questions about PeopleSoft”
- 4.) Thursday, December 8<sup>th</sup> – Workshop #8: “General Session: Questions about PeopleSoft”