

University Budget Committee

February 28, 2020

CSUDH




DIRECTORY

CSUDH

CALIFORNIA STATE UNIVERSITY
DOMINGUEZ HILLS



Agenda

- I. Academic Senate Resolution
- II. 2020-21 Board of Trustees Budget Request
- III. Governor's Budget Update (if available)
- IV. FY19-20 Q2 Financials Update – Operating Fund
- V. UBC FY19-20 Recommendations - Status
- VI. Future Meetings
- VII. Adjourn



2020-21 Board of Trustees Request – **CSU System**

Total General Fund Budget	\$4,585,631,000
<u>Gross Tuition & Fees</u>	<u>3,240,442,000</u>
Total Operating Budget	\$7,826,073,000
2020-21 General Fund Increase	\$563,782,000
<u>2020-21 Tuition Revenue from Growth</u>	<u>84,556,000</u>
Total Allocation Increases	\$648,338,000





2020-21 Board of Trustees Request – **CSU System**

Enrollment Growth (5%)	\$248,616,000
Compensation	139,830,000
Graduation Initiative 2025	105,000,000
Academic Facilities and Infrastructure	75,000,000
Health Benefits	25,981,000
Senate Bill 84 Loan Repayment	18,444,000
Basic Needs Partnerships	15,000,000
Retirement	11,591,000
Minimum Wage Increases	5,006,000
<u>New Facilities</u>	<u>3,870,000</u>
Total	\$648,338,600



2020-21 Governor's Budget

- Governor's Budget released on January 10, 2020
- Includes \$199 million to “support the CSU’s operational costs, expand CSU enrollment, and further achieve the goals of the CSU’s Graduation Initiative 2025”
- \$6 million one-time to support development or expansion of degree and certificate completion programs via Extended and Continuing Education, with a focus on online programs

2020 Bond Act – AB 48

- \$15 billion general obligation bond with \$2 billion allocated to support CSU projects
- If approved, would require CSU to adopt five-year campus plans that “reflect specified affordable student housing information and goals”

2019-20 2nd Quarter Report – Operating Fund

Division	College/Department	Base Budget	One-time Budget	Actuals	Encumbrances	Balance Available	% Used
ACADEMIC AFFAIRS	CBAPP	8,799,877	2,202,921	6,711,284	20,935	4,270,579	61%
	CAA	6,844,668	2,188,466	4,694,623	165,461	4,173,050	54%
	CAH	13,615,144	3,452,161	10,730,785	27,919	6,308,600	63%
	CHHSN	10,336,808	2,361,619	7,951,350	1,552	4,745,525	63%
	COE	5,990,016	1,485,927	4,615,311	36,824	2,823,809	62%
	LIBRARY	3,223,213	1,134,234	2,175,766	6,920	2,174,762	50%
	CNBS	13,802,129	3,932,801	10,864,996	56,145	6,813,788	62%
ACADEMIC AFFAIRS TOTAL		62,611,855	16,758,129	47,744,115	315,756	31,310,114	61%
ADMIN AND FINANCE		15,144,387	5,204,773	11,388,743	1,361,773	7,598,644	63%
INFO TECHNOLOGY		10,005,264	4,126,458	7,691,433	1,451,440	4,988,849	65%
PRESIDENT'S DIVISION		1,513,747	709,986	1,220,057	27,082	976,594	56%
STUDENT AFFAIRS	STUDENT AFFAIRS	8,411,750	2,314,290	6,408,935	156,345	4,158,384	61%
	ATHLETICS	2,930,437	595,197	2,253,161	159,069	1,115,781	68%
STUDENT AFFAIRS TOTAL		11,342,187	2,909,488	8,662,095	315,414	5,274,165	63%
UNIVERSITY ADVANCEMENT		4,686,136	1,513,973	2,792,457	366,526	3,041,126	51%
CENTRALLY MONITORED		93,777,293	7,015,440	41,371,354	348,502	59,072,877	41%
TOTAL		199,080,869	38,238,247	120,870,253	4,186,493	112,262,369	53%



2019-20 2nd Quarter Report – Student Success Fee

Division	College/ Department	One-time		Actuals	Encumbrances	Balance	
		Base Budget	Budget			Available	% Used
ACADEMIC AFFAIRS	BAP	221,400	135,308	181,429	-	175,279	51%
	CAA	1,149,896	(74,003)	496,691	-	579,202	46%
	CAH	351,602	151,047	321,732	-	180,918	64%
	CHHSN	455,661	198,218	368,227	-	285,651	56%
	COE	254,628	116,583	275,913	-	95,297	74%
	LIBRARY	182,898	52,923	117,554	34,229	84,038	64%
	NBS	530,408	270,344	592,491	-	208,261	74%
ACADEMIC AFFAIRS Total		3,146,493	850,420	2,354,038	34,229	1,608,646	60%
ADMIN AND FINANCE		140,000	77,297	56,668	-	160,629	26%
INFO TECHNOLOGY		839,443	140,018	599,796	-	379,665	61%
PRESIDENTS'S DIVISION		112,500	11,315	7,606	488	115,721	7%
STUDENT AFFAIRS	Student Affairs	1,566,133	366,117	1,081,096	25,415	825,739	57%
	Athletics	378,384	14,412	158,345	9,000	225,451	43%
STUDENT AFFAIRS Total		1,944,517	380,529	1,239,441	34,415	1,051,190	55%
UNIVERSITY ADVANCEMENT		162,548	194	57,750	-	104,991	35%
CENTRALLY MONITORED		2,712,608	(1,166,574)	-	-	1,546,034	0%
TOTAL STUDENT SUCCESS		9,058,108	293,200	4,315,298	69,133	4,966,877	47%

2019-20 2nd Quarter Report – Other Funds

Division	Current Budget	Actuals	Encumbrances	Balance Available	% Used Fiscal Year
ACADEMIC AFFAIRS	2,998,686	82,269	45,506	2,870,910	4%
ADMIN AND FINANCE	348,482	(186,208)	466,478	68,212	80%
ADVANCEMENT	4,118	0	0	4,118	0%
CENTRALLY MONITORED	(785,834)	(458,530)	0	(327,304)	58%
INFO TECHNOLOGY	845,012	367,622	18,487	458,903	46%
PRESIDENTS	250,931	528	1,956	248,447	1%
STUDENT AFFAIRS	(1,579,319)	(203,597)	157,296	(1,533,018)	3%
Total All Divisions	2,082,075	(397,917)	689,724	1,790,268	14%

- Other Funds include some student fee funds, such as course fees, miscellaneous trust and lottery funds. They do not include enterprise or capital project funds.
- Student Affairs' negative budget and balance available are due to the Health Services Fee fund, which started the year with a <\$2.9M> deficit.
- Centrally Monitored's negative amounts reflect fund revenue received but not yet spent/allocated.



UBC Recommendations - Status

- I. UBC allocations were approved by the President on 2/25/2020 with modifications where some funds were redirected from Academic Affairs and University Advancement to support other University initiatives/priorities identified by the President.
- II. Approved budget allocations are posted on the UBC website, and the Budget Office will begin allocating funds to divisions. New positions will be funded as they are hired.

Future Meetings

Friday, March 20, 2020 @ 10am - noon

Friday, April 24, 2020 @ 10am - noon