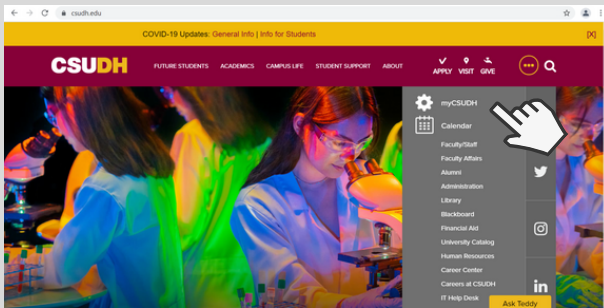


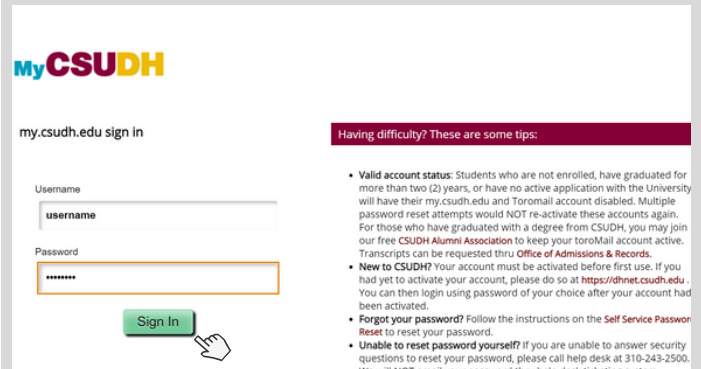
HOW TO: Check-In To Advising Appointment

YOU CAN SCHEDULE AN ADVISING APPOINTMENT VIA TORO SUCCESS COLLABORATIVE (TSC) OR VIA EMAIL.
It is suggested to attend appointment via desktop device through Google Chrome.
It is important to check-in to your Appointment yourself that way your Advising Appointment is documented!


1. Go to www.csudh.edu, find the three dots & click on "myCSUDH"



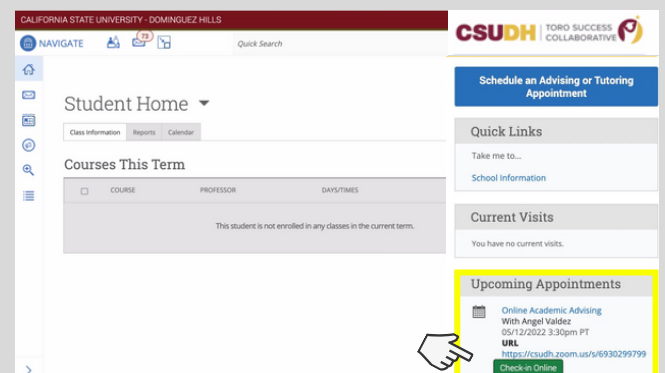
2. Enter Student Username & Password



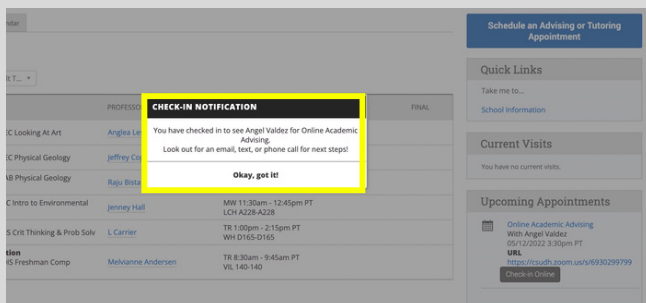
3. Click the "Toro Success Collaborative" Icon



4. Click on "Check-in Online" on the bottom right corner



5. Congrats, you have checked-in to meet with your Advisor!



6. Thank you for Checking-In! Enjoy your Advising Appointment. :-)

