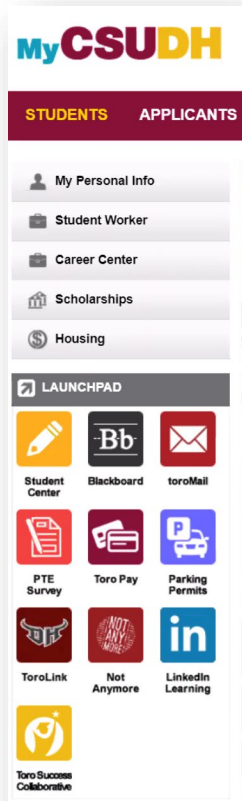


How to Check-in to your advising appointments

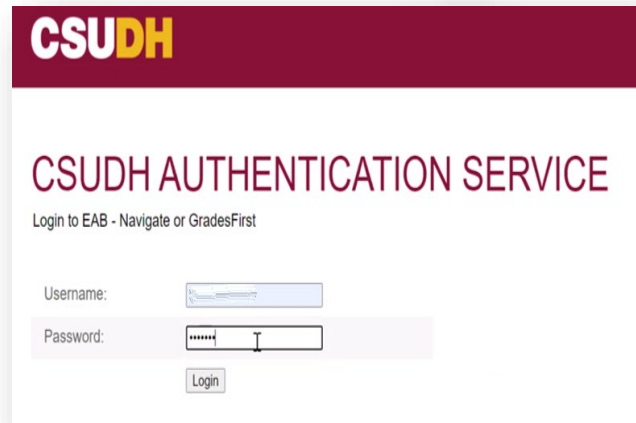
1

Log onto your MyCSUDH and select the Toro Success Collaborative Icon



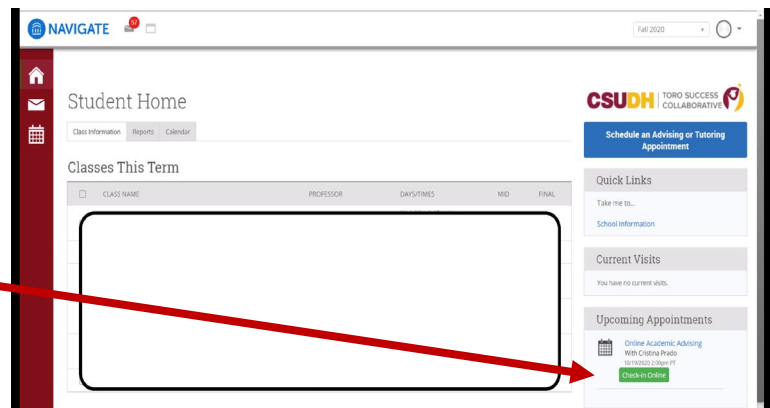
2

Authenticate used by entering your MyCSUDH username and password



3

Check-in to your appointment by clicking on the green button under your Upcoming Appointments



Due to security issues, make sure you are using your CSUDH authentic user Zoom account. You may follow the instructions on this page to assist with this.

<https://at.csudh.edu/docs/?docs=zoom/sign-into-zoom-using-a-csudh-account>