








Picture of task/equipment:	Task:	Using the HYDROTEK
	Name of Shop or Dept:	CSUDH Campus - Grounds
	Job Title(s):	
	Analyzed by:	M. Williams
	Date:	10/1/2021
Required PPE:		
Work Boots  <input checked="" type="checkbox"/>	Material Handling Gloves (Heat Protection)  <input checked="" type="checkbox"/>	Hearing Protection  <input type="checkbox"/>
Safety Glasses  <input checked="" type="checkbox"/>	Hard Hat  <input type="checkbox"/>	Mask/Face Protection  <input type="checkbox"/>
Required/Recommended Trainings:		
Review of this JSA Injury Illness Prevention Training		
TASK	HAZARDS	CONTROLS
1. Prepare for Use	Risk of injury or property damage	Walk around equipment and ensure it is in good working order. Ensure trailer is safely connected to vehicle.
2. Use	Risk of burn Risk of Bodily Injury Risk of toxic exposure Risk of Electrical Shock	Always don proper PPE, including gloves, work boots and safety glasses before use Do not touch the stainless-steel lid over heater, stand away while using hot water. Do not touch metal portion of sprayer without heat resistant gloves Never point the nozzle towards anyone, including yourself Never lock the trigger in the on position. Avoid leaving excess hoses on the ground where you can trip/fall Keep all guards or covers in place or do not use if guards or covers are broken. Never use this equipment indoors. Only use engine and heater in well-ventilated areas. If cleaning chemicals are used, ensure all SDS are reviewed. Do not store fuel or flammable material near burner or open flame. Replace damaged tank immediately. Do not use pressure washer near live electrical.
3. Storing	Risk of injury	Ensure motor and heater is off before moving to storage. Ensure wheels are chocked.
4. Servicing	Risk of Bodily Injury	Shut off and disconnect all power supplies before performing any work