








| | | | | | |
|--|--|---|--|---|---|
| Picture of task/equipment: | Task: | Pressure Washing | | | |
| | Name of Shop or Dept: | CSUDH Campus - Maintenance | | | |
| | Job Title(s): | | | | |
| | Analyzed by: | M. Williams | | | |
| | Date: | 10/1/2021 | | | |
| Required PPE: | | | | | |
| Slip-Resistant Boots | Gloves | Hearing Protection | Safety Glasses | Safety Vest | Mask/Face Protection |
|  |  |  |  |  |  |
| <input checked="" type="checkbox"/> | <input checked="" type="checkbox"/> | <input type="checkbox"/> | <input checked="" type="checkbox"/> | <input checked="" type="checkbox"/> | <input type="checkbox"/> |
| Required/Recommended Trainings: | | | | | |
| TASK | HAZARDS | | CONTROLS | | |
| Pressure washing with a Hotsy or Landa Washer  | Slips Trips Falls Lacerations Struck-by Electrocution | | Don booties and place wet floor signs in direct area before operating a pressure washer. Use a safety vest when there is risk of vehicular traffic in the area. Safety glasses shall be worn to prevent particles from flying up and coming in contact with eyes. Be familiar with how to turn off machine and bleed pressure out before operating the equipment. Make sure electrical connections are grounded using a 3-prong outlet. Keep water spray away from electric wiring or electric shock may result. Always hold the spray gun with both hands to prevent kick back. Firmly grip spray gun before starting to prevent gun from whipping and causing bodily harm. Never spray washer towards persons or vehicles as it can cause bodily harm. Do not attempt to overreach or stand on an unstable footing while operating equipment. Never leave equipment unattended. | | |