








<b>Picture of task/equipment:</b> 	<b>Task:</b>	Weed Trimmer
	<b>Name of Shop or Dept:</b>	CSUDH Campus - Grounds
	<b>Job Title(s):</b>	Groundskeepers
	<b>Analyzed by:</b>	M. Williams
	<b>Date:</b>	10/1/2021


**Required PPE:**

<b>Work Boots</b>	<b>Gloves</b>	<b>Hearing Protection</b>	<b>Safety Glasses</b>	<b>Safety Vest</b>	<b>Mask/Face Protection</b>
					
<input checked="" type="checkbox"/>	<input checked="" type="checkbox"/>	<input checked="" type="checkbox"/>	<input checked="" type="checkbox"/>	<input checked="" type="checkbox"/>	<input checked="" type="checkbox"/>

**Required/Recommended Trainings:**

Slip, Trip, Fall Safety

Equipment Safety Precautions

TASK	HAZARDS	CONTROLS
<p>Operating a gas-powered weed trimmer</p> 	<p><b>Struck By's</b></p> <p><b>Lacerations</b></p> <p><b>Slips</b></p> <p><b>Trips</b></p> <p><b>Falls</b></p> <p><b>Vapor</b></p> <p><b>Inhalation</b></p> <p><b>Fire</b></p>	<p><b>Don</b> PPE before starting equipment, including non-slip work boots, Gloves, Hearing Protection, Safety glasses, a mask and a safety vest (when working near public roadways).</p> <p><b>Wear</b> long pants, as flying debris can come in contact with lower limbs.</p> <p><b>Make</b> sure all guards are in place before operating equipment.</p> <p><b>Inspect</b> spark plug cap and lead to make sure they are not damaged, otherwise electric shock can occur.</p> <p><b>Do not</b> operate within 50ft of persons or traffic as injury or ricochet can occur.</p> <p><b>Do not</b> operate next to glass, such as windows.</p> <p><b>Watch</b> for uneven surfaces, holes and slopes; take extra care with footing to avoid STF's.</p> <p><b>Keep</b> hands, arms and dry debris away from the muffler, it can result in burns or fires.</p> <p><b>Never</b> start the equipment indoors as exhaust can create a harmful breathing atmosphere.</p> <p><b>Hold</b> trimmer head just above ground and let the cord cut; never force the cutter into grass or weeds.</p> <p><b>Do not</b> try to make adjustments to the cutting cord while the machine is on.</p> <p><b>Do not</b> try to remove debris while the machine is in operation; make sure machine is off before clearing.</p>