

APPLYING TO GRADUATE SCHOOL *Workshop Series*



Social Sciences




APRIL 17, 2025



2:30 PM – 3:30 PM



VIA ZOOM



Brief Overview

Personal Introduction

Brief Overview of Timeline

Choosing the right program(s)

Getting in

After the application process

Who am I?

Dr. Ken Seligson
Associate Professor
Dept. of Anthropology

CSUDH – 5 years
USC – 3 years
PhD – U. of Wisconsin
M.A. – U. of Wisconsin



Brief Overview of the Process

Applications usually due late Fall
(sometimes January-February)

Hear back from programs
March-May

Usually have to make a decision
by April-May

Start classes/responsibilities in
July-August

Choosing the right program(s)

Know the field...

- What do you want to do with the degree?
- What jobs are people with the degree you are interested in getting?
- Is this degree required for the type of career you want?
 - M.A. vs. Ph.D. vs. Certificate vs. No Degree



Choosing the right program(s)

Know the field...




- What are the funding opportunities at the schools you are interested in?
- What are recent advisees of your potential adviser doing now?
- Did they get jobs?
- Reach out to current grad students / Go to conferences

Choosing the right program(s)

Know your subject...

- Be clear about your research interests and make sure they are reasonable in scope (i.e. “I love chemistry and want to study it” is a bit too broad!).
- Go through articles and books to see who is studying what. If you have an article, chapter, or book that is very exciting to you, check out their references to see whose work they cite.
- Getting research experience ahead of time allows you to see whether you actually want to continue to do this work



Choosing the
right program(s)


Know your
audience...

- Familiarize yourself with your potential advisors' work...do not go in blind and pick an advisor randomly.
- Don't seriously consider any schools that did not have a specific professor you want to work with, and who is receptive to having you as a student.
- Research other members of the department as well.

Choosing the right
program(s)

Know yourself...

- Think about where you would actually like to live and study...
- “I applied to the University of Alaska, Fairbanks because they have a good program and I wanted to work with Dr. Awesome, but when it really came down to it, I never want to live somewhere where the sun is absent for a long period of time, so I really shouldn't have bothered. I think that if you hate where you live, you aren't going to be successful in graduate school.”





Choosing the right program(s)

Know yourself...

- Are you naturally competitive or would you do better in a collaborative environment?
- Talking to students and alumni of a program can be very important and can help you determine if it will be the right place for you.

Getting in: Build up your CV



- Research Experience
 - REU, OUR Awards
- McNair, Mellon Mays, Sally Casanova
- Publications
- Conference Presentations
- Portfolios
- Exhibitions
- GPA
- NSF GRFP

Getting in GREs

- Make plans to study for and take the GREs
- Verbal Reasoning, Quantitative Reasoning and Analytical Writing
- 2 Hours, online
- GRE Waivers/Fee Reductions



Getting in Make Contact!

- Your name needs to stand out, and there is no better way to make it than having direct contact via email and phone with someone sorting through the pile.
- In summer, September at latest





Getting in Get to know your professors

- Get to know your professors
- Strong relationship with at least one, but preferably multiple
- Can give you field-specific advice and also might have connections at grad institutions
- Stop by the OUR
- Create shared digital file for your applications (Google Doc)

Getting in

Compile a list

- Compile a big list of grad schools that have foci in which you are interested, by talking with people who know the field (e.g., your adviser)
- From here, you can do research and cut down your list



Getting In

Statement of Purpose

- Spend lots of time on your statement, and revise several times
- Include information about communications with a specific professor in the statement of purpose.



After the application process

If at first you don't
succeed...

- Make a list of “back-up” schools that have later deadlines.
- Don't lose confidence!

After the
application
process

Congrats,
you got in!

Now what?

Funding packages (top
priority)

Weighing Options

Campus Visits

Chat with grad students



Thank You to

Tigress Briggs-Wroten,
Aysa Monae Collins,
and the OUR Team!