


Publishing your Scholarship

Dana Ospina

Digital Initiatives Librarian



What do we
mean by
publishing?

In addition to those formats we already mentioned...

- Social media posts (tweets, Substack posts, Instagram, Tik Tok, Yelp reviews)
- Poster presentations
- Non-academic publications such as essays, opinion pieces
- Non-traditional forms of digital scholarship



ESJOA

ELECTRONIC STUDENT JOURNAL OF
ANTHROPOLOGY

PUMP

Journal of Undergraduate Research



**THE TORO
HISTORICAL
REVIEW**

CSUDH Undergraduate Research
Journals on Open Journal Systems


AJUR

American Journal of
Undergraduate Research

A national, peer reviewed, multidisciplinary research journal



UNDERGRADUATE RESEARCH COMMONS



HOME | ABOUT

BROWSE PUBLICATIONS

by Institution
by Type

SUBJECT AREAS

Arts & Humanities
Business
Engineering
Interdisciplinary
Life Sciences
Medicine & Health Sciences
Physical Sciences & Mathematics
Social & Behavioral Sciences

SUBMIT YOUR WORK

Looking to submit your work to an undergraduate journal or conference?
View the growing list of [publications open for submissions](#).

SEARCH

Enter search terms:

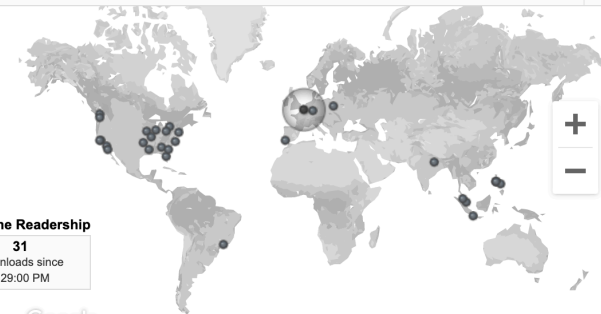
in this Commons
[Advanced Search](#)

AN OPEN SHOWCASE OF OUTSTANDING UNDERGRADUATE RESEARCH

Curated by librarians and their institutions, the Undergraduate Research Commons includes award-winning capstone projects, faculty-mentored research, multi-media collections, student journals, presentations and peer-reviewed scholarship from hundreds of undergraduate institutions.

Reader from: Roubaix, Hauts-de-france, France

The "Bad Girl" Turned Feminist: The Femme Fatale and the Performance of Theory
Michelle Mercure
Bridgewater State University



Real-time Readership
31
Downloads since
8:29:00 PM

Google

TYPES OF WORKS

Explore the types of works available:

Journals

EXPLORE SUBJECT AREAS

Browse articles and publications in your area of interest:

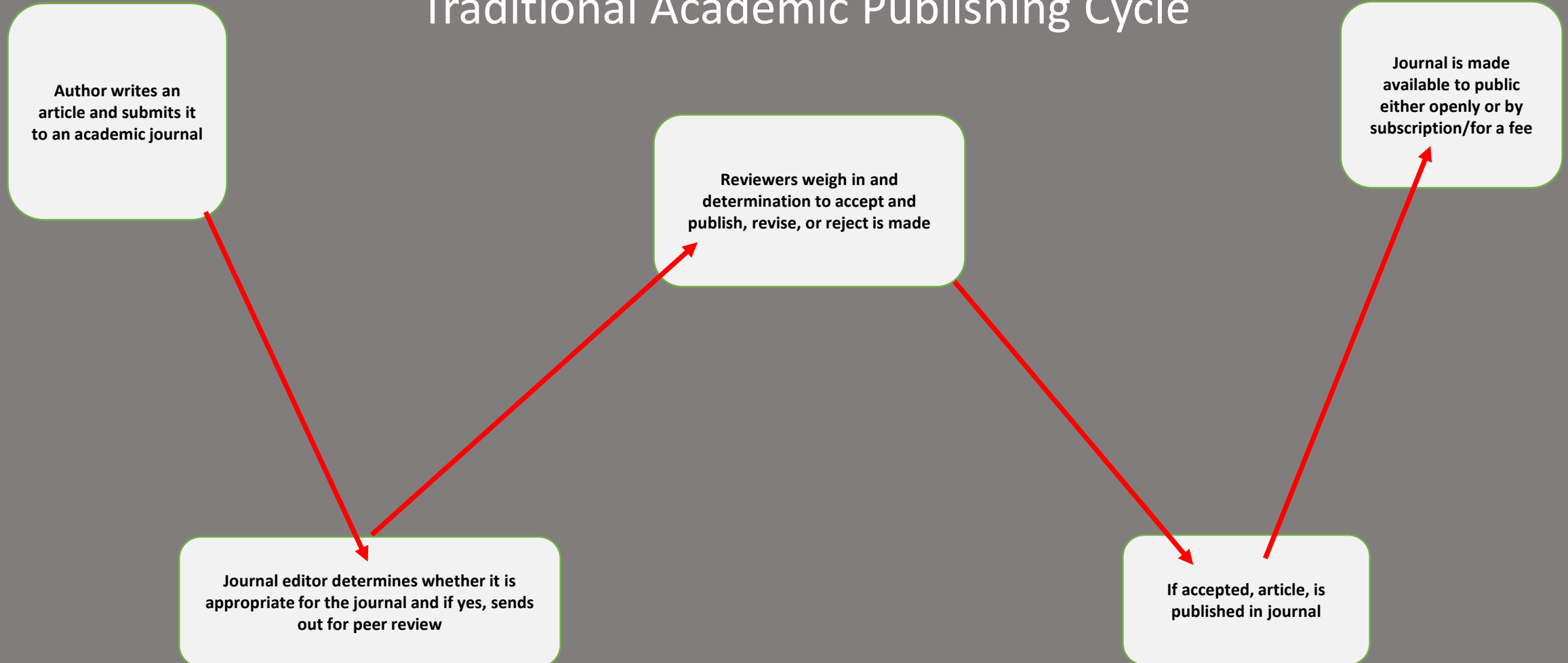
Arts & Humanities

Additional Strategies

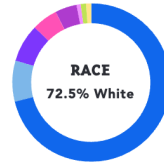
- Speak with your advisor and other faculty members with whom you work—let them know that you are interested in publishing
- Make use of the library and librarians!
- Consult the writing center
- Consider applying for research conferences like the CSUDH Annual Student Research Conference or NCUR ([National Conference on Undergraduate Research](#))



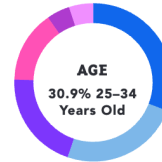
Traditional Academic Publishing Cycle



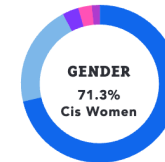
INDUSTRY OVERALL



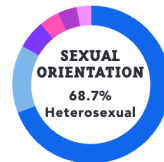
- 72.5% White/Caucasian
- 8.4% Biracial/Multiracial
- 7.8% Asian/Native Hawaiian/Pacific Islander/South Asian/Southeast Indian
- 5.3% Black/African American/Afro Caribbean
- 4.6% Hispanic/Latino/Mexican
- <1% Identity not listed
- <1% Middle Eastern/North African/Arab American
- <1% American Indian/Alaskan Native/First Nation/Native American



- 30.9% 25-34 years old
- 24.5% 35-44 years old
- 20.2% 45-54 years old
- 14.7% 55-64 years old
- 4.9% 18-24 years old
- 4.8% 65+ years old



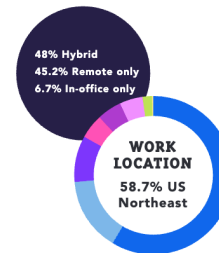
- 71.3% Cis woman
- 20.6% Cis man
- 3.4% Choose not to disclose
- 2.6% Nonbinary
- 1.6% Genderqueer/Gender expansive



- 68.7% Straight/Heterosexual
- 14% Bisexual/Pansexual
- 5.8% Choose not to disclose
- 4% Gay
- 3.8% Asexual/Demisexual
- 3% Lesbian



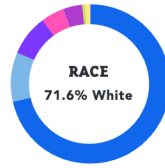
- 83.5% No
- 16.5% Yes



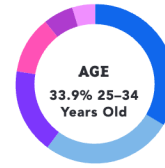
- 48% Hybrid
- 45.2% Remote only
- 6.7% In-office only
- 58.7% US Northeast
- 15.1% US Midwest
- 9.3% US West
- 5.1% US Southeast
- 4.9% US South
- 4.8% Canada
- 1.9% US Southwest
- <1% North American Arctic

EDITORIAL

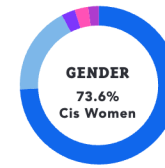
INCLUDES E-BOOK DEVELOPMENT & JOURNALS DEPARTMENT



- 71.6% White/Caucasian
- 9.9% Biracial/Multiracial
- 8.3% Asian/Native Hawaiian/
Pacific Islander/South
Asian/Southeast Indian
- 4.7% Black/African American/
Afro Caribbean
- 4% Hispanic/Latino/Mexican
- <1% Identity not listed
- <1% Middle Eastern/North
African/Arab American
- <1% American Indian/
Alaskan Native/First
Nation/Native American



- 33.9% 25-34 years old
- 26.6% 35-44 years old
- 17.4% 45-54 years old
- 11.7% 55-64 years old
- 6.1% 18-24 years old
- 4.5% 65+ years old



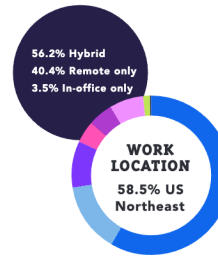
- 73.6% Cis woman
- 17.8% Cis man
- 2.7% Choose not to disclose
- 2.7% Nonbinary
- 2.2% Genderqueer/Gender
expansive



- 65.2% Straight/Heterosexual
- 16.7% Bisexual/Pansexual
- 6% Choose not to disclose
- 3.8% Gay
- 3.8% Asexual/Demisexual
- 3.5% Lesbian
- 1% Not listed



- 81.1% No
- 18.9% Yes



- 58.5% US Northeast
- 14.1% US Midwest
- 9.5% US West
- 6.8% Canada
- 5% US South
- 4.5% US Southeast
- 1.5% US Southwest
- <1% Mexico

Alternatives to traditional publishing

Community papers
and publications

Independent
presses and other
publishing
programs

[Join a Wikipedia
Edit-a-thon](#)

Self publish



THANK YOU!



QUESTIONS?



DOSPINA@CSUDH.EDU