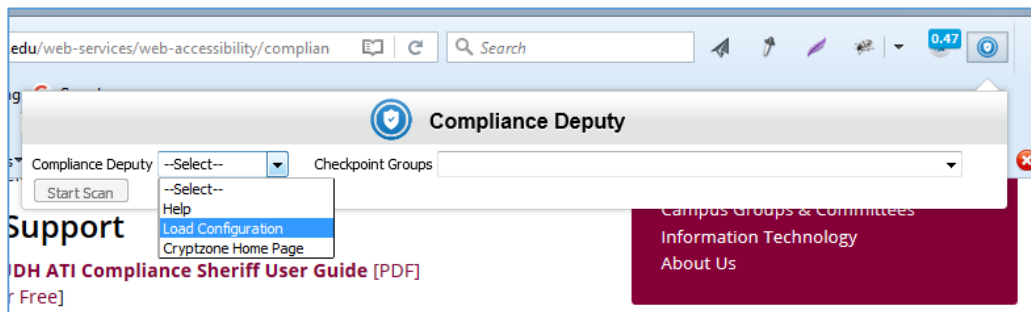
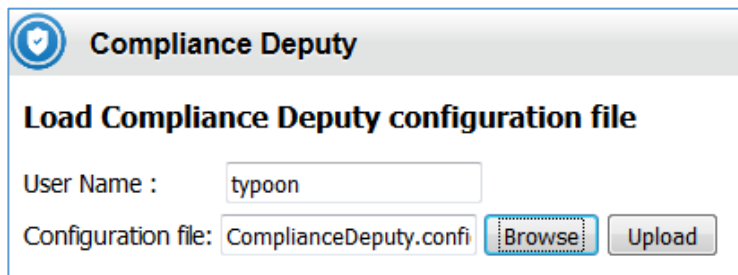


## First time using Compliance Deputy toolbar



On the Deputy Toolbar, choose Load Configuration under the Compliance Deputy drop-down menu.



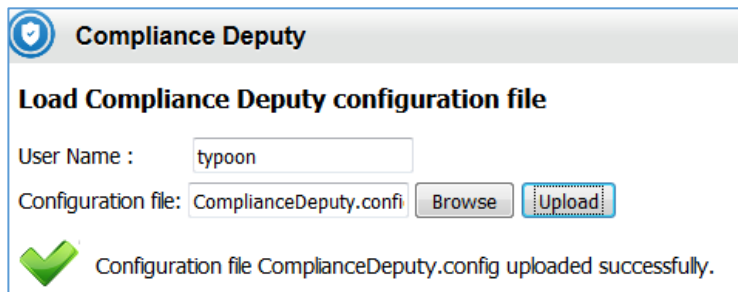
A new page/tab will be opened. Enter your username then click on Browse button.

Under the File Upload window, navigate to the folder where the Compliance Deputy Installation Package was unzipped.

Choose the file named ComplianceDeputy.config.

Click the Open button.

Click the Upload button.



If your browser is set to clear cache memory on exit, you may have to load the checkpoint again.

## Scan Web page with Compliance Deputy

Open the page which you would like to run the Compliance Deputy scan.

Under the Deputy toolbar, choose a checkpoint and click Start Scan button.

