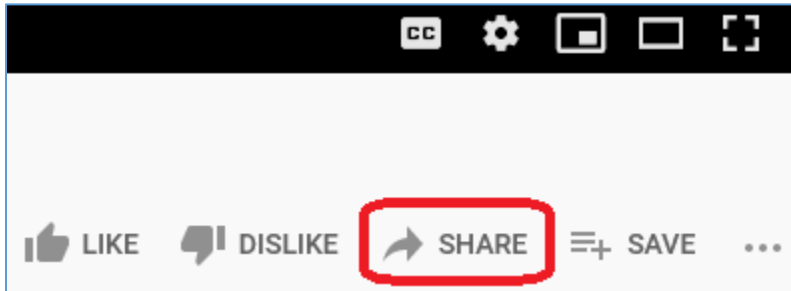



Embed Videos on CM1 Page

Once the video has been uploaded to the video streaming server, such as YouTube.com or Vimeo.com, the video can be embedded in CM1 page. YouTube video is used as an example here.

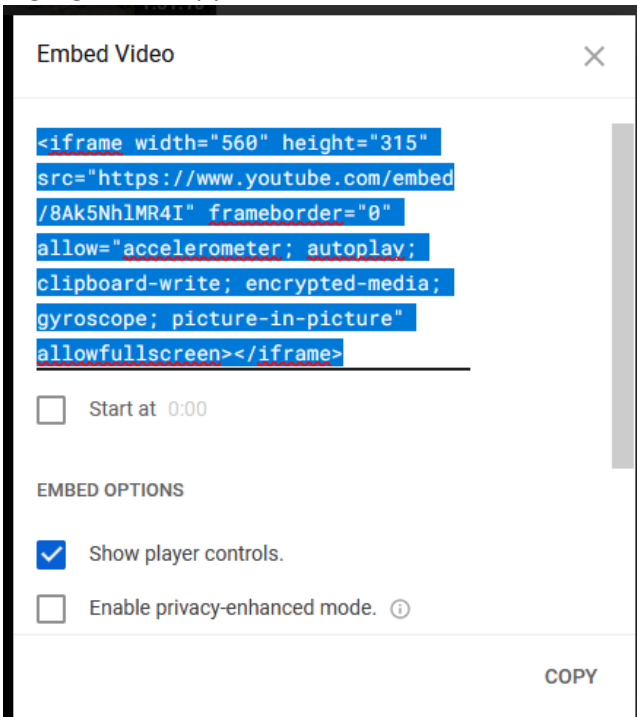
1. Open the video page in YouTube.
2. Click the Share link below the video.



3. Choose Embed in the Share list.



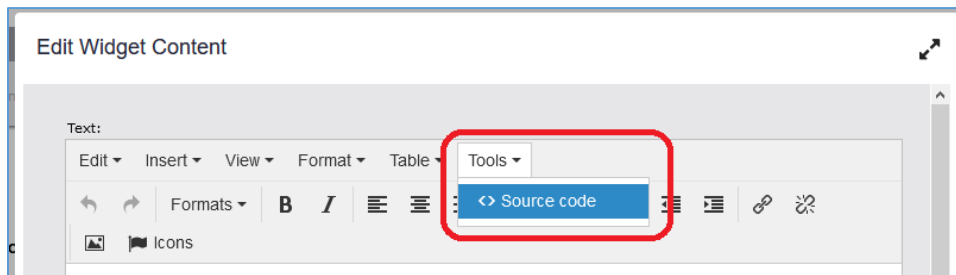
4. Highlight and copy the embed iFrame code from the Embed Video window.



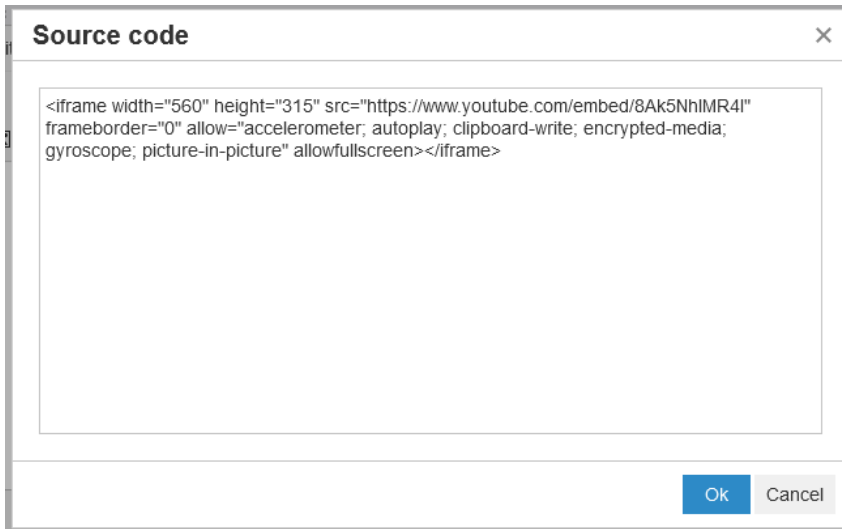
5. Open the page in Edit mode in CM1 which the video is going to embed there.
6. Open a RichText widget.

Embed Videos on CM1 Page

7. Click Source Code under Tools menu in the RichText Edit Widget Content window.



8. Paste the iFrame code in the Source Code window.



Note: height and width values in the source code can be changed to the desired size.

9. Click OK to close the Source Code window.
10. Click Save to close the RichText Widget window.